Report No.: Test Time: 2023/5/11 21:19

Luminaire Property

Luminaire Manufacturer:
Luminaire Category: Luminaire Description:
Lamp Catalog: Lamp Description:
Number of Lamps: Lumens per Lamp:
Luminous Length (mm): Luminous Width (mm):
Luminous Height (mm): Voltage: 277.0 V
Current: 1.098 A Power: 303.54 W
Power Factor: 0.998

Photometric Results

IES Classification: Type III Longitudinal Classification: Medium
Total Rated Lamp Lumens: 38442.6 lm Measurement Flux: 38442.6 lm
Efficiency: 100% Downward Ratio: 100%
Upward Ratio: 0% Luminaire Efficacy Rating (LER): 126.70
C0r0 Intensity: 9140.47 cd Max. Intensity: 13768.84 cd
Pos of Max. Intensity: H0 V69
Beam Angle(C0/C180,C90/C270,C45/C225,C135/315): 151.3, 84.6, 120.2, 123.9

Picture Of Luminaire



Luminous Intensity Distribution Curve

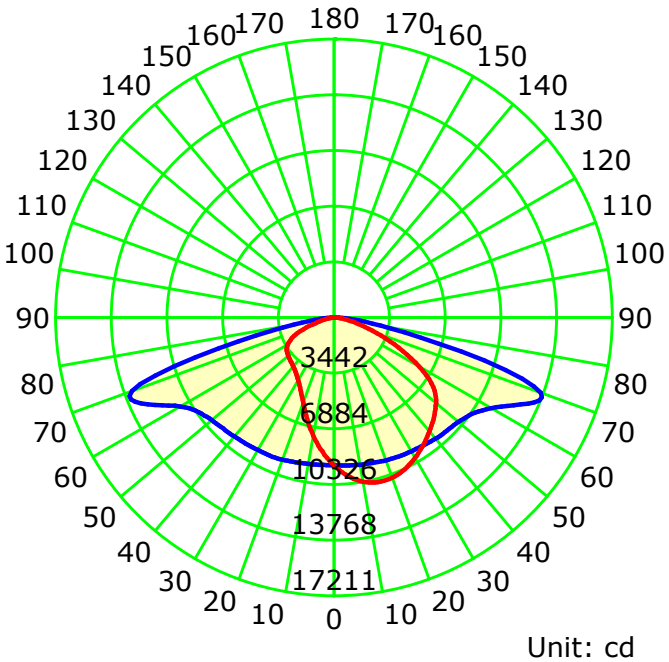

Unit: cd
Average Diffuse Angle(50%): 117.9°
C0-C180 C90-C270

C Plane (°):0.0-360.0: 22.5 Gamma Plane (°):0.0-180.0:1.0
Test Lab: Test Device: GPM-3000
Test Type: TYPE C Distance: 14.140 m [K=1.0000]
Temperature: 25.7 'C Humidity:
Operator: Inspector:

Luminous Intensity Distribution Curve

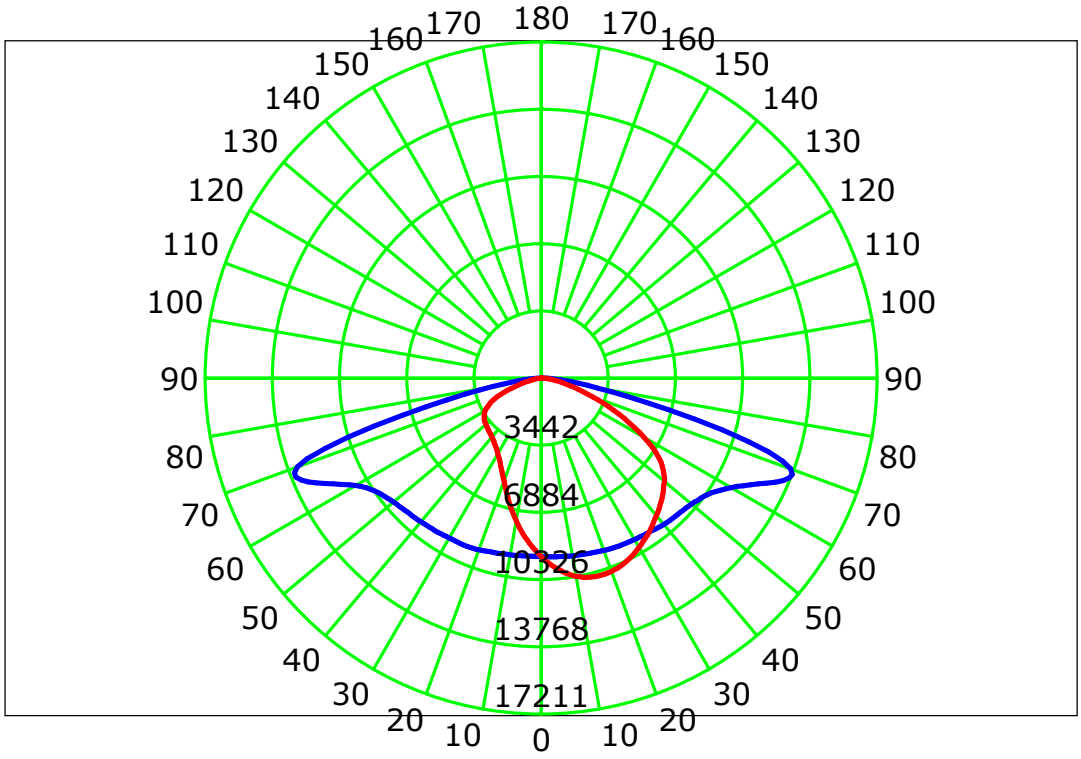

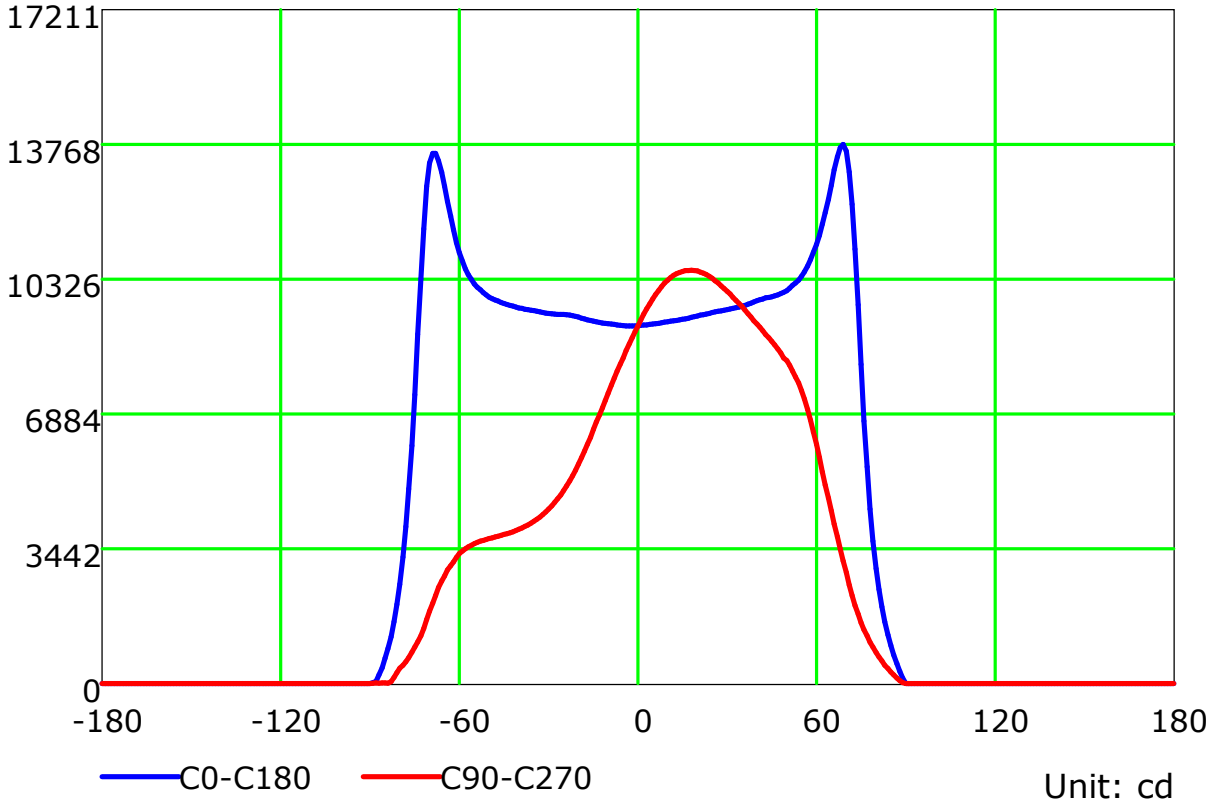

C Plane (°):0.0-360.0: 22.5
Test Lab:
Test Type: TYPE C
Temperature: 25.7 'C
Operator:

Gamma Plane (°):0.0-180.0:1.0
Test Device: GPM-3000
Distance: 14.140 m [K=1.0000]
Humidity:
Inspector:

Luminous Intensity Distribution Curve(cd/klm)

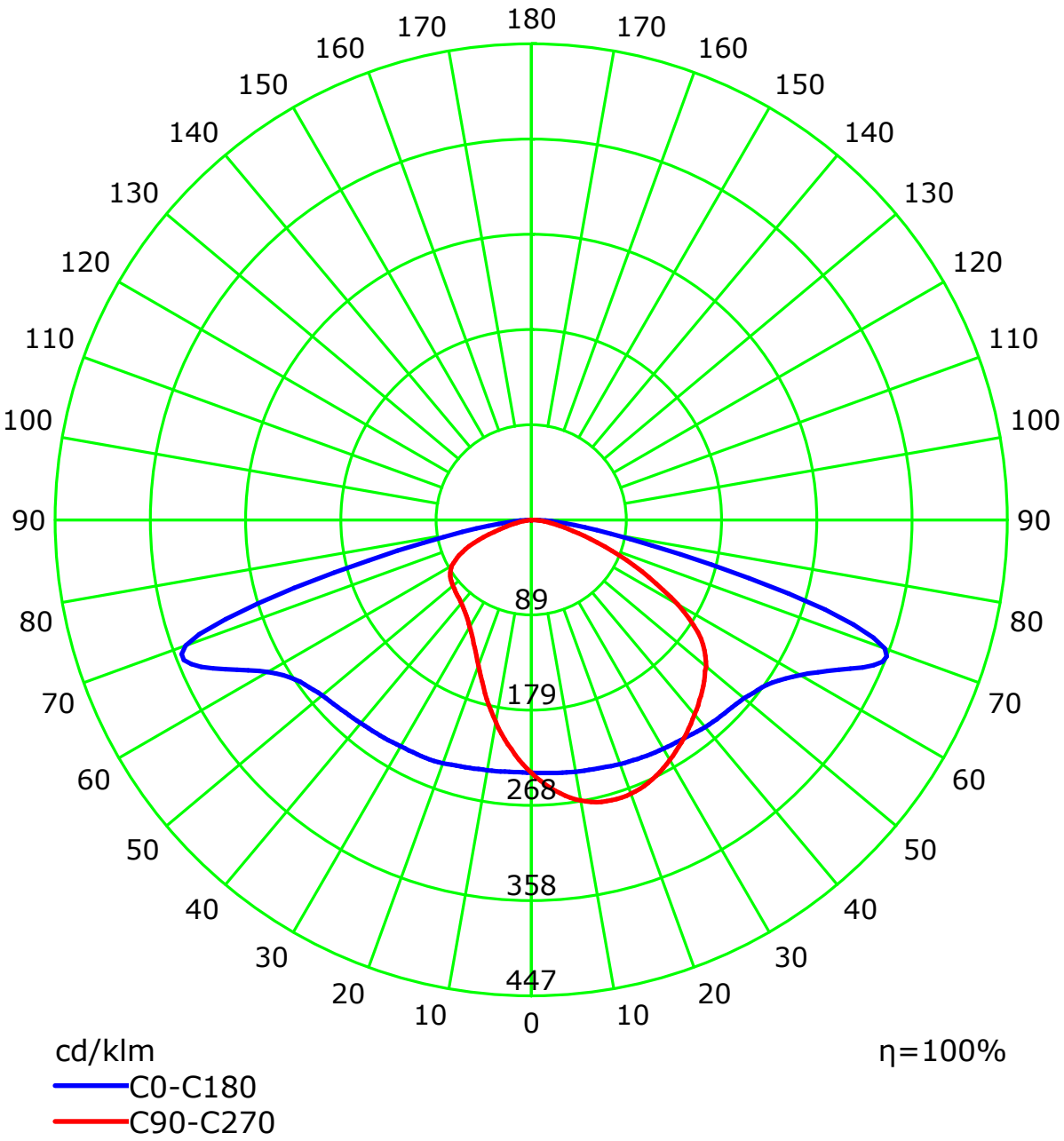

C Plane (°):0.0-360.0: 22.5
Test Lab:
Test Type: TYPE C
Temperature: 25.7 'C
Operator:

Gamma Plane (°):0.0-180.0:1.0
Test Device: GPM-3000
Distance: 14.140 m [K=1.0000]
Humidity:
Inspector:

Isocandela (rectangle)

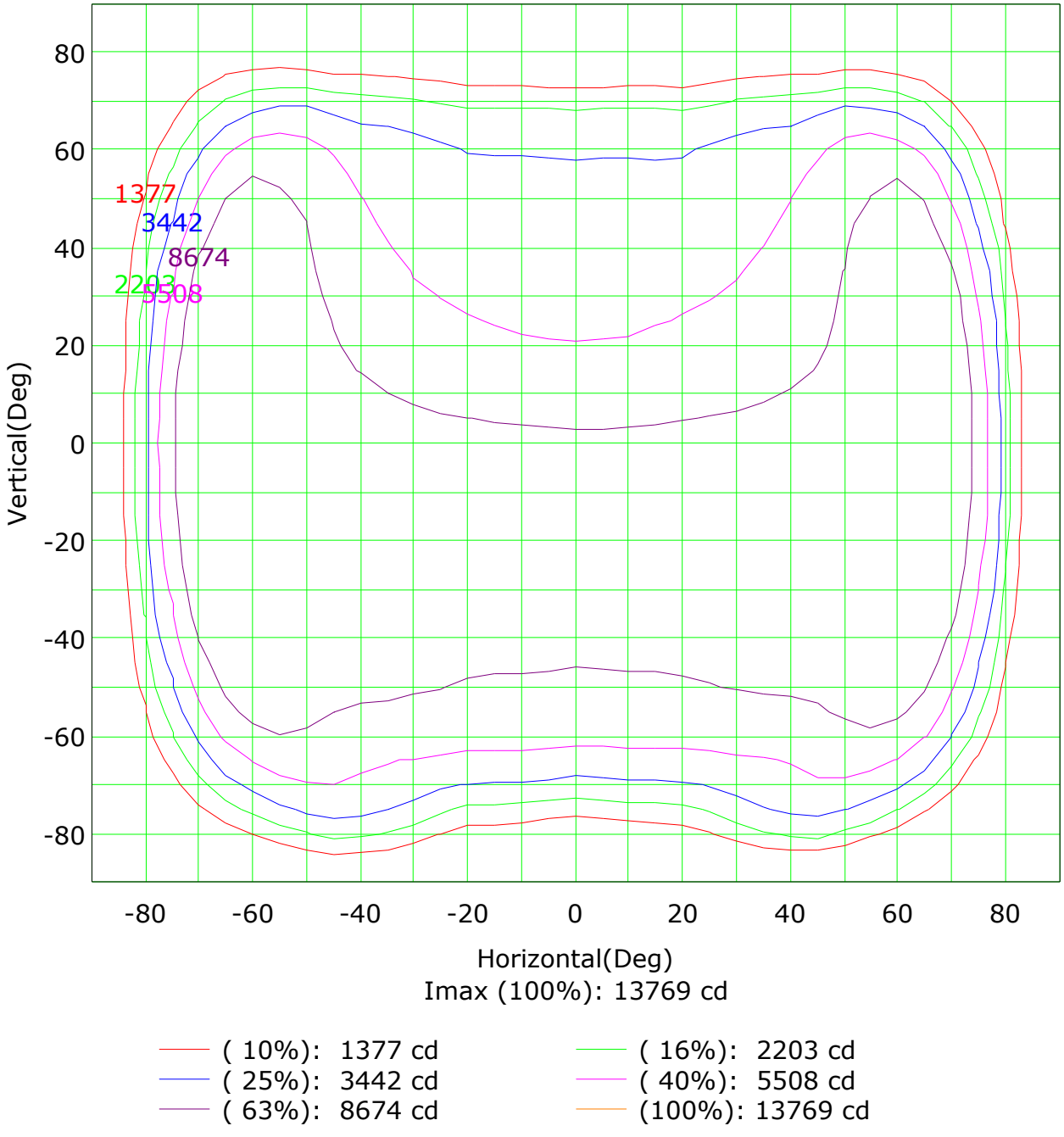

C Plane (°):0.0-360.0: 22.5
Test Lab:
Test Type: TYPE C
Temperature: 25.7 'C
Operator:

Gamma Plane (°):0.0-180.0:1.0
Test Device: GPM-3000
Distance: 14.140 m [K=1.0000]
Humidity:
Inspector:

Isocandela (sphere)

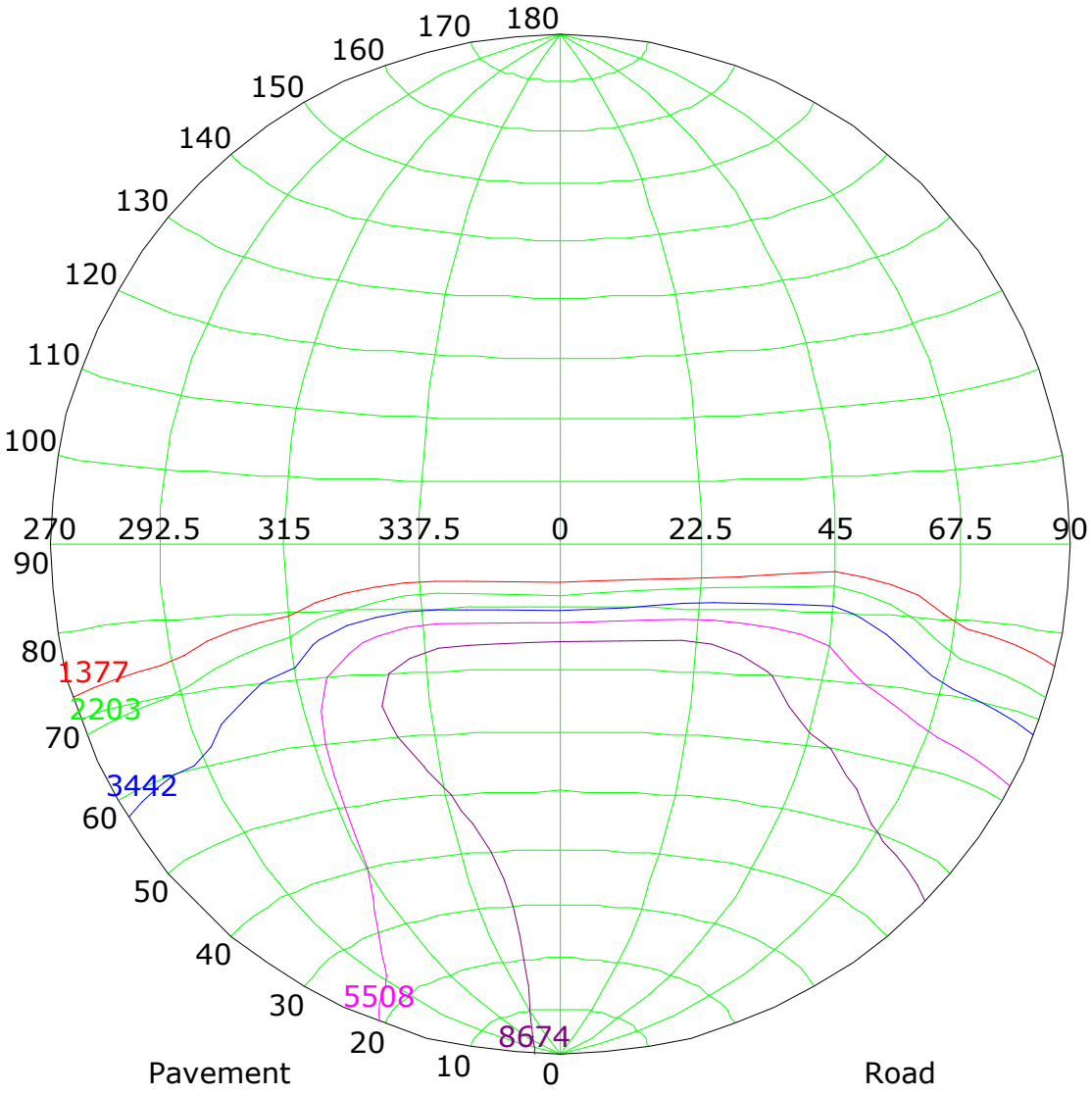

Imax (100%): 13769 cd

(10%): 1377 cd
(16%): 2203 cd
(25%): 3442 cd
(40%): 5508 cd
(63%): 8674 cd
(100%): 13769 cd

CIE: narrow - intermediate
CIE: Non-cut-off luminaire
Max.At90: 0.000 cd/klm

IES: Semi-cut-off
Max.At80: 103.317 cd/klm
Max.80-90: 103.317 cd/klm

C Plane (°):0.0-360.0: 22.5
Test Lab:
Test Type: TYPE C
Temperature: 25.7 'C
Operator:

Gamma Plane (°):0.0-180.0:1.0
Test Device: GPM-3000
Distance: 14.140 m [K=1.0000]
Humidity:
Inspector:

IsoLux Plot

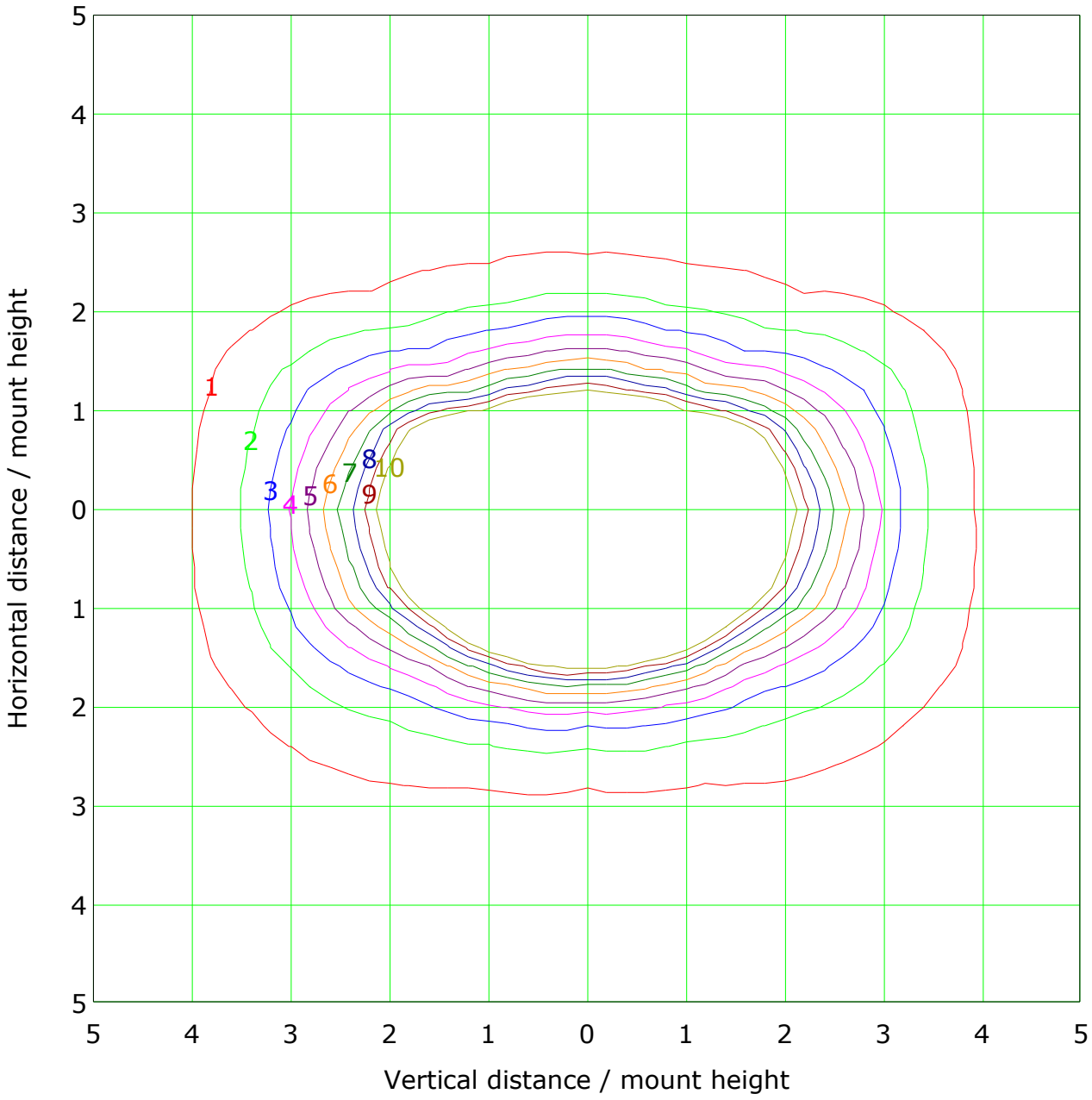

Mounting Height: 10.0m Max Lux(100%): 98.6 lx

(1%): 1.0 lx	(2%): 2.0 lx
(3%): 3.0 lx	(4%): 3.9 lx
(5%): 4.9 lx	(6%): 5.9 lx
(7%): 6.9 lx	(8%): 7.9 lx
(9%): 8.9 lx	(10%): 9.9 lx

C Plane (°):0.0-360.0: 22.5
Test Lab:
Test Type: TYPE C
Temperature: 25.7 'C
Operator:

Gamma Plane (°):0.0-180.0:1.0
Test Device: GPM-3000
Distance: 14.140 m [K=1.0000]
Humidity:
Inspector:

Roadway CU Curve

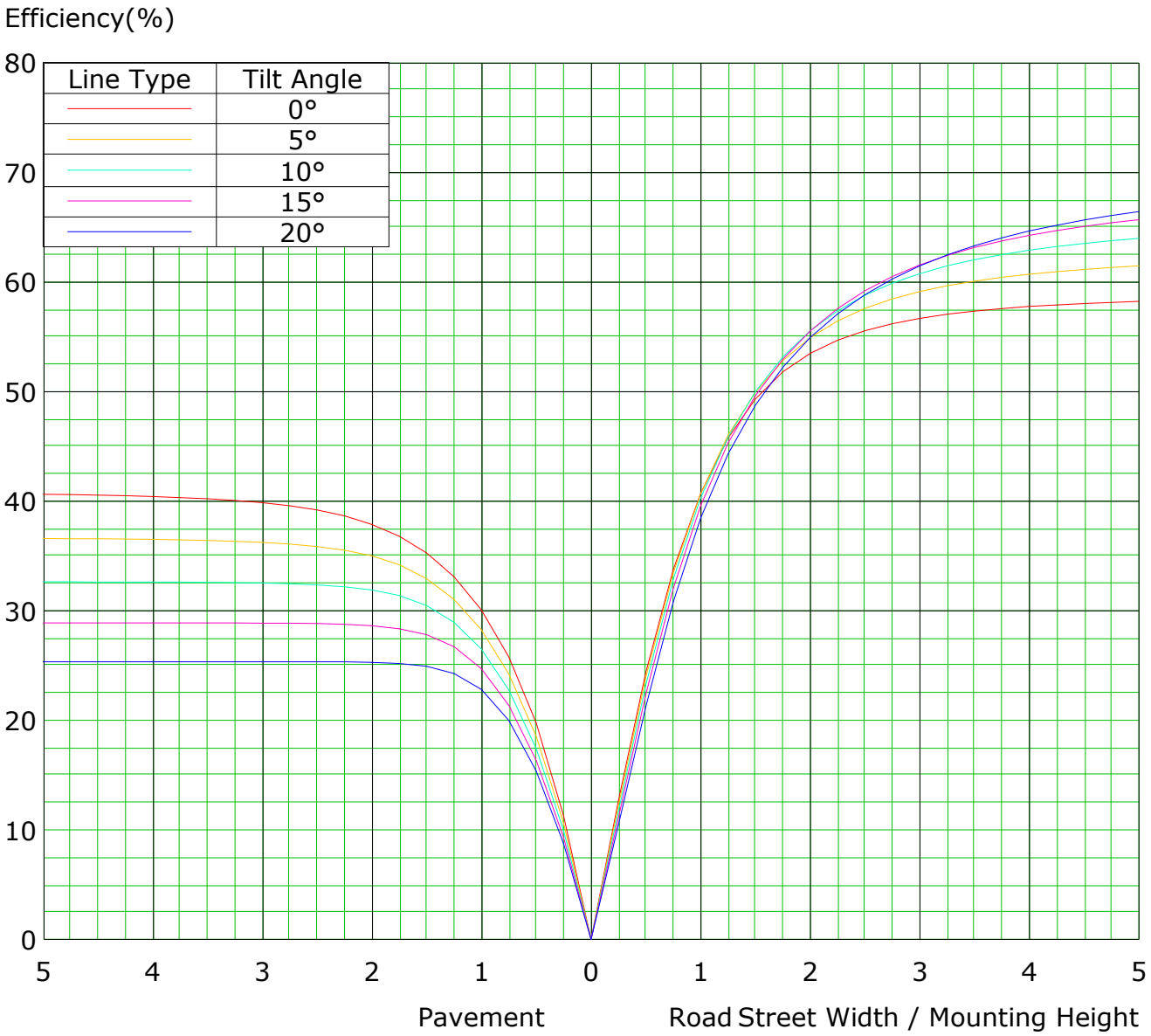

C Plane (°):0.0-360.0: 22.5
Test Lab:
Test Type: TYPE C
Temperature: 25.7 'C
Operator:

Gamma Plane (°):0.0-180.0:1.0
Test Device: GPM-3000
Distance: 14.140 m [K=1.0000]
Humidity:
Inspector:

Illuminance at a Distance

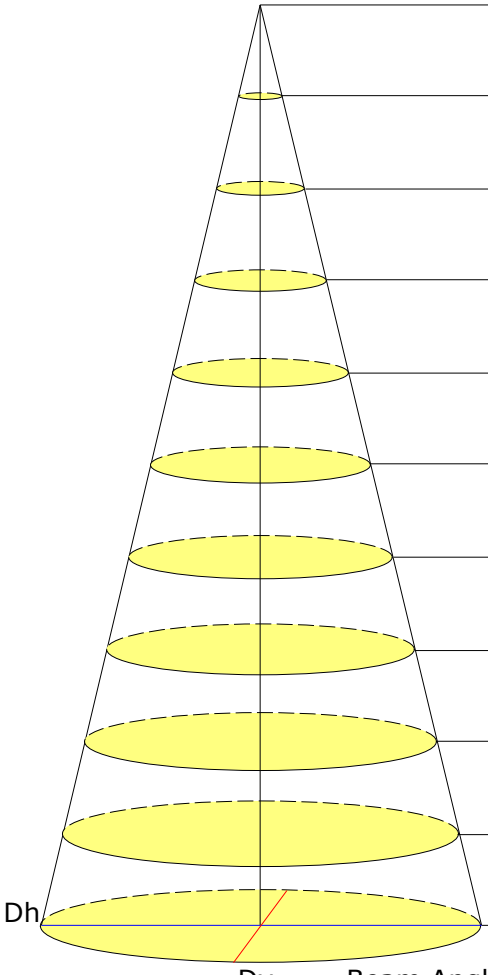

Dist(m)	Enadir(lx)	Dh/Dv_B(m) Dh/Dv_F(m)	S_B(sq.m) S_F(sq.m)	Eav_B(lx) Eav_F(lx)
1.0	9140.47	7.81/1.82	31.3	509.70
		16.47/8.06	245.9	24.21
2.0	2285.12	15.61/3.64	125.1	127.42
		32.93/16.11	983.6	6.05
3.0	1015.61	23.42/5.46	281.5	56.63
		49.40/24.17	2213.0	2.69
4.0	571.28	31.22/7.28	500.5	31.86
		65.86/32.22	3934.3	1.51
5.0	365.62	39.03/9.10	782.0	20.39
		82.33/40.28	6147.3	0.97
6.0	253.90	46.83/10.92	1126.1	14.16
		98.79/48.34	8852.1	0.67
7.0	186.54	54.64/12.74	1532.7	10.40
		115.26/56.39	12048.7	0.49
8.0	142.82	62.44/14.56	2001.9	7.96
		131.73/64.45	15737.1	0.38
9.0	112.85	70.25/16.38	2533.7	6.29
		148.19/72.51	19917.3	0.30
10.0	91.40	78.05/18.20	3128.0	5.10
		164.66/80.56	24589.3	0.24

Beam Angle(B): H151.3 V84.6 Field Angle(F): H166.1 V152.1

C Plane (°):0.0-360.0: 22.5
Test Lab:
Test Type: TYPE C
Temperature: 25.7 'C
Operator:

Gamma Plane (°):0.0-180.0:1.0
Test Device: GPM-3000
Distance: 14.140 m [K=1.0000]
Humidity:
Inspector:

The Average Illuminance Effective Figure

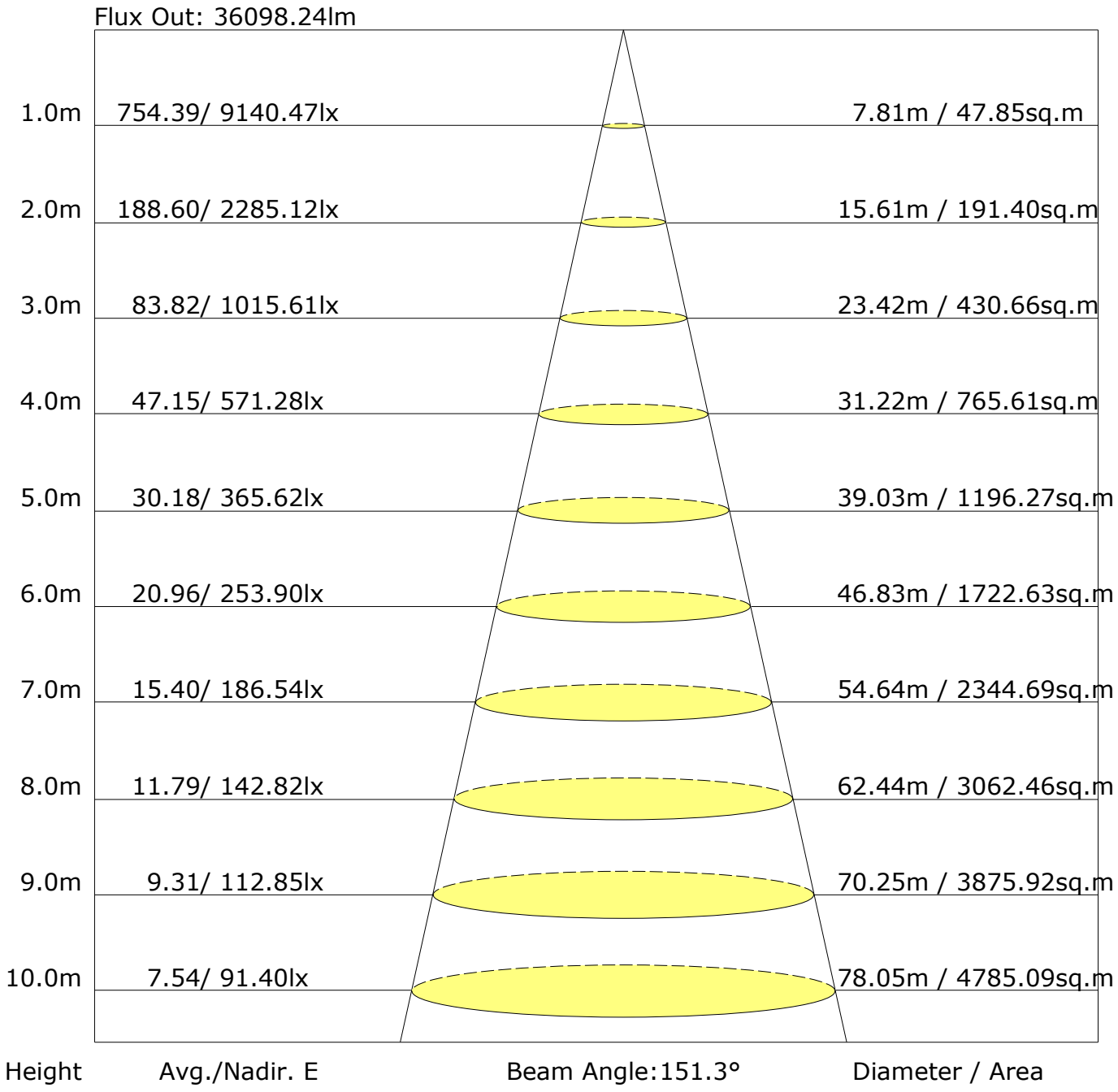

C Plane (°):0.0-360.0: 22.5
Test Lab:
Test Type: TYPE C
Temperature: 25.7 'C
Operator:

Gamma Plane (°):0.0-180.0:1.0
Test Device: GPM-3000
Distance: 14.140 m [K=1.0000]
Humidity:
Inspector:

FLUX DISTRIBUTION TABLE BASED ON THE IESNA LUMINAIRE CLASSIFICATION SYSTEM

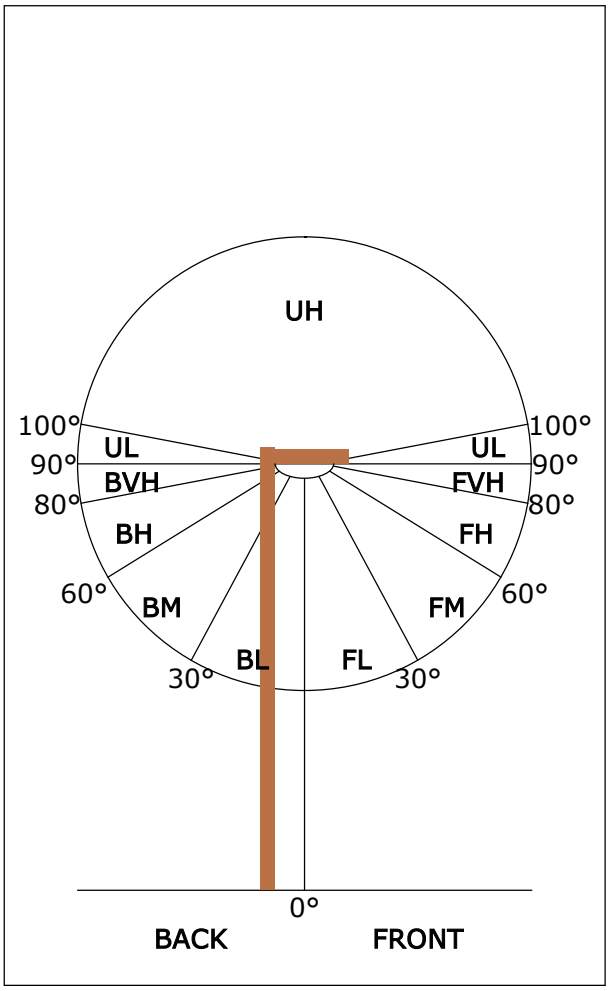

ZONE	LUMENS	% LAMP LUMENS
FORWARD LIGHT	22737	59.1
FL (0°-30°)	4293	11.2
FM (30°-60°)	11027	28.7
FH (60°-80°)	6847	17.8
FVH (80°-90°)	570	1.5
BACK LIGHT	15706	40.9
BL (0°-30°)	3027	7.9
BM (30°-60°)	7105	18.5
BH (60°-80°)	5262	13.7
BVH (80°-90°)	311	0.8
UP LIGHT	0	0.0
UL (90°-100°)	0	0.0
UH (100°-180°)	0	0.0
TRAPPED LIGHT	NA	NA

BUG(**B**acklight,**U**plight,**G**lare) Rating Base On TM-15-07	
Asymmetrical Luminaire Types (Type I,II,III,IV)	B5 U5 G5
Quadrilateral Symmetrical Luminaire Types (Type V,Area Light)	B5 U5 G4

C Plane (°):0.0-360.0: 22.5
Test Lab:
Test Type: TYPE C
Temperature: 25.7 'C
Operator:

Gamma Plane (°):0.0-180.0:1.0
Test Device: GPM-3000
Distance: 14.140 m [K=1.0000]
Humidity:
Inspector:

Zonal Lumen

Gamma [°]	Imean [cd]	Zonal Flux [lm]	Sum Zonal Flux [lm]	Rel Zonal Flux [%]	Sum Rel Zonal Flux [%]
0.0-1.0	9139.1	8.7	8.7	0.02	0.02
1.0-2.0	9136.6	26.2	35.0	0.07	0.09
2.0-3.0	9133.3	43.7	78.7	0.11	0.20
3.0-4.0	9127.2	61.1	139.8	0.16	0.36
4.0-5.0	9117.9	78.4	218.2	0.20	0.57
5.0-6.0	9109.6	95.7	314.0	0.25	0.82
6.0-7.0	9099.5	113.0	426.9	0.29	1.11
7.0-8.0	9086.7	130.1	557.0	0.34	1.45
8.0-9.0	9071.7	147.0	704.0	0.38	1.83
9.0-10.0	9051.1	163.8	867.8	0.43	2.26
10.0-11.0	9027.9	180.4	1048.3	0.47	2.73
11.0-12.0	9002.3	196.8	1245.1	0.51	3.24
12.0-13.0	8973.9	213.0	1458.1	0.55	3.79
13.0-14.0	8943.1	228.9	1687.0	0.60	4.39
14.0-15.0	8910.7	244.7	1931.7	0.64	5.02
15.0-16.0	8876.8	260.1	2191.8	0.68	5.70
16.0-17.0	8842.9	275.4	2467.2	0.72	6.42
17.0-18.0	8808.8	290.5	2757.7	0.76	7.17
18.0-19.0	8772.0	305.2	3062.9	0.79	7.97
19.0-20.0	8733.8	319.7	3382.6	0.83	8.80
20.0-21.0	8695.3	333.9	3716.6	0.87	9.67
21.0-22.0	8656.9	347.9	4064.5	0.91	10.57
22.0-23.0	8617.8	361.7	4426.1	0.94	11.51
23.0-24.0	8578.3	375.1	4801.3	0.98	12.49
24.0-25.0	8539.4	388.3	5189.6	1.01	13.50
25.0-26.0	8500.5	401.3	5590.9	1.04	14.54
26.0-27.0	8461.6	414.0	6004.9	1.08	15.62
27.0-28.0	8423.1	426.5	6431.4	1.11	16.73
28.0-29.0	8384.8	438.7	6870.2	1.14	17.87
29.0-30.0	8347.0	450.7	7320.9	1.17	19.04
30.0-31.0	8310.5	462.5	7783.4	1.20	20.25
31.0-32.0	8274.9	474.1	8257.6	1.23	21.48
32.0-33.0	8239.6	485.5	8743.1	1.26	22.74
33.0-34.0	8205.4	496.6	9239.7	1.29	24.04
34.0-35.0	8171.6	507.6	9747.3	1.32	25.36
35.0-36.0	8138.7	518.3	10265.5	1.35	26.70

C Plane (°):0.0-360.0: 22.5
Test Lab:
Test Type: TYPE C
Temperature: 25.7 'C
Operator:

Gamma Plane (°):0.0-180.0:1.0
Test Device: GPM-3000
Distance: 14.140 m [K=1.0000]
Humidity:
Inspector:

Zonal Lumen (Continue 1)

Gamma [°]	Imean [cd]	Zonal Flux [lm]	Sum Zonal Flux [lm]	Rel Zonal Flux [%]	Sum Rel Zonal Flux [%]
36.0-37.0	8107.0	528.8	10794.3	1.38	28.08
37.0-38.0	8075.8	539.1	11333.5	1.40	29.48
38.0-39.0	8046.5	549.3	11882.8	1.43	30.91
39.0-40.0	8018.2	559.3	12442.1	1.45	32.37
40.0-41.0	7990.7	569.1	13011.1	1.48	33.85
41.0-42.0	7963.2	578.6	13589.8	1.51	35.35
42.0-43.0	7936.5	588.0	14177.8	1.53	36.88
43.0-44.0	7911.2	597.2	14774.9	1.55	38.43
44.0-45.0	7885.9	606.1	15381.1	1.58	40.01
45.0-46.0	7860.2	614.8	15995.9	1.60	41.61
46.0-47.0	7837.7	623.5	16619.3	1.62	43.23
47.0-48.0	7818.6	632.1	17251.5	1.64	44.88
48.0-49.0	7796.6	640.3	17891.8	1.67	46.54
49.0-50.0	7777.6	648.5	18540.3	1.69	48.23
50.0-51.0	7763.4	656.9	19197.3	1.71	49.94
51.0-52.0	7749.0	665.0	19862.3	1.73	51.67
52.0-53.0	7735.7	673.0	20535.3	1.75	53.42
53.0-54.0	7723.2	680.8	21216.1	1.77	55.19
54.0-55.0	7711.5	688.5	21904.6	1.79	56.98
55.0-56.0	7699.0	695.8	22600.3	1.81	58.79
56.0-57.0	7686.6	702.9	23303.2	1.83	60.62
57.0-58.0	7674.4	709.8	24013.0	1.85	62.46
58.0-59.0	7662.1	716.4	24729.4	1.86	64.33
59.0-60.0	7648.2	722.7	25452.1	1.88	66.21
60.0-61.0	7628.4	728.1	26180.2	1.89	68.10
61.0-62.0	7602.7	732.7	26912.9	1.91	70.01
62.0-63.0	7567.9	736.1	27649.0	1.91	71.92
63.0-64.0	7524.7	738.5	28387.5	1.92	73.84
64.0-65.0	7469.3	739.3	29126.8	1.92	75.77
65.0-66.0	7397.5	738.2	29865.0	1.92	77.69
66.0-67.0	7307.0	734.8	30599.8	1.91	79.60
67.0-68.0	7191.4	728.6	31328.4	1.90	81.49
68.0-69.0	7049.7	719.3	32047.7	1.87	83.36
69.0-70.0	6869.0	705.6	32753.2	1.84	85.20
70.0-71.0	6627.2	685.1	33438.3	1.78	86.98
71.0-72.0	6306.6	655.9	34094.1	1.71	88.69

C Plane (°):0.0-360.0: 22.5
Test Lab:
Test Type: TYPE C
Temperature: 25.7 'C
Operator:

Gamma Plane (°):0.0-180.0:1.0
Test Device: GPM-3000
Distance: 14.140 m [K=1.0000]
Humidity:
Inspector:

Zonal Lumen (Continue 2)

Gamma [°]	Imean [cd]	Zonal Flux [lm]	Sum Zonal Flux [lm]	Rel Zonal Flux [%]	Sum Rel Zonal Flux [%]
72.0-73.0	5904.4	617.5	34711.6	1.61	90.29
73.0-74.0	5422.7	570.2	35281.8	1.48	91.78
74.0-75.0	4880.9	515.8	35797.6	1.34	93.12
75.0-76.0	4317.9	458.4	36256.0	1.19	94.31
76.0-77.0	3775.8	402.6	36658.6	1.05	95.36
77.0-78.0	3266.3	349.7	37008.3	0.91	96.27
78.0-79.0	2788.9	299.7	37308.0	0.78	97.05
79.0-80.0	2353.0	253.7	37561.7	0.66	97.71
80.0-81.0	1965.0	212.5	37774.3	0.55	98.26
81.0-82.0	1621.5	175.9	37950.1	0.46	98.72
82.0-83.0	1311.3	142.6	38092.7	0.37	99.09
83.0-84.0	1031.8	112.4	38205.1	0.29	99.38
84.0-85.0	795.8	86.9	38292.0	0.23	99.61
85.0-86.0	596.5	65.2	38357.2	0.17	99.78
86.0-87.0	409.3	44.8	38402.0	0.12	99.89
87.0-88.0	236.9	26.0	38427.9	0.07	99.96
88.0-89.0	105.9	11.6	38439.5	0.03	99.99
89.0-90.0	27.8	3.0	38442.6	0.01	100.00
90.0-91.0	0.0	0.0	38442.6	0.00	100.00
91.0-92.0	0.0	0.0	38442.6	0.00	100.00
92.0-93.0	0.0	0.0	38442.6	0.00	100.00
93.0-94.0	0.0	0.0	38442.6	0.00	100.00
94.0-95.0	0.0	0.0	38442.6	0.00	100.00
95.0-96.0	0.0	0.0	38442.6	0.00	100.00
96.0-97.0	0.0	0.0	38442.6	0.00	100.00
97.0-98.0	0.0	0.0	38442.6	0.00	100.00
98.0-99.0	0.0	0.0	38442.6	0.00	100.00
99.0-100.0	0.0	0.0	38442.6	0.00	100.00
100.0-101.0	0.0	0.0	38442.6	0.00	100.00
101.0-102.0	0.0	0.0	38442.6	0.00	100.00
102.0-103.0	0.0	0.0	38442.6	0.00	100.00
103.0-104.0	0.0	0.0	38442.6	0.00	100.00
104.0-105.0	0.0	0.0	38442.6	0.00	100.00
105.0-106.0	0.0	0.0	38442.6	0.00	100.00
106.0-107.0	0.0	0.0	38442.6	0.00	100.00
107.0-108.0	0.0	0.0	38442.6	0.00	100.00

C Plane (°):0.0-360.0: 22.5
Test Lab:
Test Type: TYPE C
Temperature: 25.7 'C
Operator:

Gamma Plane (°):0.0-180.0:1.0
Test Device: GPM-3000
Distance: 14.140 m [K=1.0000]
Humidity:
Inspector:

Zonal Lumen (Continue 3)

Gamma [°]	Imean [cd]	Zonal Flux [lm]	Sum Zonal Flux [lm]	Rel Zonal Flux [%]	Sum Rel Zonal Flux [%]
108.0-109.0	0.0	0.0	38442.6	0.00	100.00
109.0-110.0	0.0	0.0	38442.6	0.00	100.00
110.0-111.0	0.0	0.0	38442.6	0.00	100.00
111.0-112.0	0.0	0.0	38442.6	0.00	100.00
112.0-113.0	0.0	0.0	38442.6	0.00	100.00
113.0-114.0	0.0	0.0	38442.6	0.00	100.00
114.0-115.0	0.0	0.0	38442.6	0.00	100.00
115.0-116.0	0.0	0.0	38442.6	0.00	100.00
116.0-117.0	0.0	0.0	38442.6	0.00	100.00
117.0-118.0	0.0	0.0	38442.6	0.00	100.00
118.0-119.0	0.0	0.0	38442.6	0.00	100.00
119.0-120.0	0.0	0.0	38442.6	0.00	100.00
120.0-121.0	0.0	0.0	38442.6	0.00	100.00
121.0-122.0	0.0	0.0	38442.6	0.00	100.00
122.0-123.0	0.0	0.0	38442.6	0.00	100.00
123.0-124.0	0.0	0.0	38442.6	0.00	100.00
124.0-125.0	0.0	0.0	38442.6	0.00	100.00
125.0-126.0	0.0	0.0	38442.6	0.00	100.00
126.0-127.0	0.0	0.0	38442.6	0.00	100.00
127.0-128.0	0.0	0.0	38442.6	0.00	100.00
128.0-129.0	0.0	0.0	38442.6	0.00	100.00
129.0-130.0	0.0	0.0	38442.6	0.00	100.00
130.0-131.0	0.0	0.0	38442.6	0.00	100.00
131.0-132.0	0.0	0.0	38442.6	0.00	100.00
132.0-133.0	0.0	0.0	38442.6	0.00	100.00
133.0-134.0	0.0	0.0	38442.6	0.00	100.00
134.0-135.0	0.0	0.0	38442.6	0.00	100.00
135.0-136.0	0.0	0.0	38442.6	0.00	100.00
136.0-137.0	0.0	0.0	38442.6	0.00	100.00
137.0-138.0	0.0	0.0	38442.6	0.00	100.00
138.0-139.0	0.0	0.0	38442.6	0.00	100.00
139.0-140.0	0.0	0.0	38442.6	0.00	100.00
140.0-141.0	0.0	0.0	38442.6	0.00	100.00
141.0-142.0	0.0	0.0	38442.6	0.00	100.00
142.0-143.0	0.0	0.0	38442.6	0.00	100.00
143.0-144.0	0.0	0.0	38442.6	0.00	100.00

C Plane (°):0.0-360.0: 22.5
Test Lab:
Test Type: TYPE C
Temperature: 25.7 'C
Operator:

Gamma Plane (°):0.0-180.0:1.0
Test Device: GPM-3000
Distance: 14.140 m [K=1.0000]
Humidity:
Inspector:

Zonal Lumen (Continue 4)

Gamma [°]	Imean [cd]	Zonal Flux [lm]	Sum Zonal Flux [lm]	Rel Zonal Flux [%]	Sum Rel Zonal Flux [%]
144.0-145.0	0.0	0.0	38442.6	0.00	100.00
145.0-146.0	0.0	0.0	38442.6	0.00	100.00
146.0-147.0	0.0	0.0	38442.6	0.00	100.00
147.0-148.0	0.0	0.0	38442.6	0.00	100.00
148.0-149.0	0.0	0.0	38442.6	0.00	100.00
149.0-150.0	0.0	0.0	38442.6	0.00	100.00
150.0-151.0	0.0	0.0	38442.6	0.00	100.00
151.0-152.0	0.0	0.0	38442.6	0.00	100.00
152.0-153.0	0.0	0.0	38442.6	0.00	100.00
153.0-154.0	0.0	0.0	38442.6	0.00	100.00
154.0-155.0	0.0	0.0	38442.6	0.00	100.00
155.0-156.0	0.0	0.0	38442.6	0.00	100.00
156.0-157.0	0.0	0.0	38442.6	0.00	100.00
157.0-158.0	0.0	0.0	38442.6	0.00	100.00
158.0-159.0	0.0	0.0	38442.6	0.00	100.00
159.0-160.0	0.0	0.0	38442.6	0.00	100.00
160.0-161.0	0.0	0.0	38442.6	0.00	100.00
161.0-162.0	0.0	0.0	38442.6	0.00	100.00
162.0-163.0	0.0	0.0	38442.6	0.00	100.00
163.0-164.0	0.0	0.0	38442.6	0.00	100.00
164.0-165.0	0.0	0.0	38442.6	0.00	100.00
165.0-166.0	0.0	0.0	38442.6	0.00	100.00
166.0-167.0	0.0	0.0	38442.6	0.00	100.00
167.0-168.0	0.0	0.0	38442.6	0.00	100.00
168.0-169.0	0.0	0.0	38442.6	0.00	100.00
169.0-170.0	0.0	0.0	38442.6	0.00	100.00
170.0-171.0	0.0	0.0	38442.6	0.00	100.00
171.0-172.0	0.0	0.0	38442.6	0.00	100.00
172.0-173.0	0.0	0.0	38442.6	0.00	100.00
173.0-174.0	0.0	0.0	38442.6	0.00	100.00
174.0-175.0	0.0	0.0	38442.6	0.00	100.00
175.0-176.0	0.0	0.0	38442.6	0.00	100.00
176.0-177.0	0.0	0.0	38442.6	0.00	100.00
177.0-178.0	0.0	0.0	38442.6	0.00	100.00
178.0-179.0	0.0	0.0	38442.6	0.00	100.00
179.0-180.0	0.0	0.0	38442.6	0.00	100.00

C Plane (°):0.0-360.0: 22.5
Test Lab:
Test Type: TYPE C
Temperature: 25.7 'C
Operator:

Gamma Plane (°):0.0-180.0:1.0
Test Device: GPM-3000
Distance: 14.140 m [K=1.0000]
Humidity:
Inspector:

Zonal Lumen (Continue 5)

cone flux(90°): 15381.07 lm

%lum = 40.0%
%lamp = 40.0%

cone flux(120°): 25452.11 lm

%lum = 66.2%
%lamp = 66.2%

Candlepower Table

Unit: cd

G\C	C0.0	C22.5	C45.0	C67.5	C90.0	C112.5	C135.0	C157.5	C180.0	C202.5
G0.0	9140.5	9140.5	9140.5	9140.5	9140.5	9140.5	9140.5	9140.5	9140.5	9140.5
G1.0	9151.9	9193.5	9242.9	9275.5	9296.2	9267.6	9240.1	9194.9	9139.8	9073.0
G2.0	9159.4	9254.4	9348.0	9408.9	9438.3	9394.3	9338.1	9248.0	9137.9	9014.7
G3.0	9164.2	9312.7	9446.8	9534.6	9572.1	9516.0	9445.2	9301.7	9136.9	8961.3
G4.0	9176.3	9376.9	9545.9	9652.3	9701.2	9633.4	9537.5	9356.5	9139.2	8906.0
G5.0	9185.7	9437.5	9643.1	9771.7	9822.4	9757.8	9627.7	9414.2	9142.1	8849.4
G6.0	9196.2	9495.1	9743.9	9893.1	9934.5	9863.4	9715.3	9470.7	9152.5	8795.4
G7.0	9206.2	9552.4	9833.7	9995.9	10046.0	9965.1	9798.5	9521.1	9163.6	8736.8
G8.0	9218.0	9614.3	9922.3	10094.0	10145.2	10059.3	9893.8	9579.2	9174.0	8683.8
G9.0	9232.3	9676.5	10006.8	10184.1	10229.0	10142.8	9972.9	9636.3	9183.5	8631.4
G10.0	9244.3	9734.8	10084.7	10264.3	10307.2	10225.3	10046.6	9683.6	9194.2	8578.1
G11.0	9255.7	9797.7	10158.0	10338.1	10368.8	10296.7	10116.0	9736.7	9200.4	8521.8
G12.0	9266.8	9858.6	10231.9	10402.6	10426.7	10354.4	10177.0	9792.8	9212.1	8466.4
G13.0	9277.9	9910.7	10293.3	10453.5	10473.0	10404.7	10240.6	9841.9	9229.0	8409.1
G14.0	9290.6	9967.9	10354.3	10497.1	10506.2	10444.2	10294.8	9893.2	9241.7	8358.1
G15.0	9304.9	10019.7	10405.0	10532.7	10530.2	10477.1	10338.9	9937.6	9259.6	8307.7
G16.0	9319.9	10070.4	10449.8	10560.3	10549.2	10499.9	10384.1	9981.6	9274.3	8235.6
G17.0	9337.1	10120.4	10493.5	10578.9	10554.8	10521.7	10420.4	10026.3	9289.9	8235.3
G18.0	9357.3	10163.5	10532.0	10590.2	10557.8	10533.8	10448.7	10065.2	9313.0	8235.6
G19.0	9376.2	10210.0	10569.8	10599.5	10554.5	10538.8	10473.3	10105.2	9335.5	8164.5
G20.0	9393.5	10252.4	10594.6	10600.2	10540.2	10535.8	10498.2	10142.2	9363.2	8119.4
G21.0	9411.1	10292.9	10614.5	10598.9	10514.6	10521.0	10519.4	10173.7	9385.3	8075.9
G22.0	9426.4	10329.2	10631.4	10587.2	10489.9	10503.9	10534.6	10201.9	9399.0	8040.0
G23.0	9440.4	10364.4	10640.7	10565.9	10452.3	10480.5	10544.7	10231.8	9411.4	8010.4
G24.0	9459.6	10391.4	10654.7	10544.3	10406.1	10448.9	10551.7	10255.7	9421.5	7983.1
G25.0	9477.5	10418.1	10659.3	10513.1	10352.5	10412.4	10554.8	10280.6	9428.6	7954.4
G26.0	9496.1	10442.4	10662.9	10475.8	10292.3	10375.8	10551.7	10296.0	9430.3	7933.3
G27.0	9509.7	10462.2	10660.6	10426.6	10231.7	10332.2	10540.6	10315.8	9431.9	7913.6
G28.0	9522.4	10480.6	10653.7	10371.4	10160.8	10284.3	10523.5	10334.3	9438.4	7898.4
G29.0	9537.7	10494.1	10642.7	10314.2	10092.3	10221.6	10511.0	10345.4	9444.9	7886.2
G30.0	9554.7	10509.0	10626.5	10248.7	10020.4	10160.6	10492.8	10357.5	9454.7	7876.4
G31.0	9569.6	10518.2	10603.6	10187.1	9952.1	10093.5	10467.6	10371.6	9463.8	7870.1
G32.0	9584.6	10526.4	10574.4	10127.6	9866.3	10023.7	10439.3	10380.0	9478.5	7866.8
G33.0	9602.8	10529.4	10545.9	10057.7	9789.1	9954.3	10404.6	10385.7	9496.1	7863.9
G34.0	9622.4	10534.6	10513.7	9986.2	9710.5	9881.6	10373.3	10392.1	9513.6	7861.9
G35.0	9643.2	10533.3	10478.9	9903.4	9632.7	9804.1	10338.3	10389.7	9526.3	7866.2
G36.0	9661.1	10536.0	10442.5	9826.3	9548.1	9731.7	10304.6	10392.4	9536.4	7874.1

C Plane (°):0.0-360.0: 22.5
Test Lab:
Test Type: TYPE C
Temperature: 25.7 'C
Operator:

Gamma Plane (°):0.0-180.0:1.0
Test Device: GPM-3000
Distance: 14.140 m [K=1.0000]
Humidity:
Inspector:

Candlepower Table (Continue 1)

Unit: cd

G\C	C0.0	C22.5	C45.0	C67.5	C90.0	C112.5	C135.0	C157.5	C180.0	C202.5
G37.0	9689.5	10536.6	10407.0	9748.4	9451.6	9653.9	10257.1	10391.1	9550.1	7883.9
G38.0	9720.7	10538.3	10363.9	9670.3	9363.4	9575.4	10214.3	10389.1	9558.6	7898.8
G39.0	9748.4	10536.6	10322.1	9590.8	9271.6	9497.9	10168.5	10374.9	9582.7	7917.2
G40.0	9781.0	10531.7	10280.3	9511.3	9182.1	9418.5	10118.4	10366.9	9598.0	7939.9
G41.0	9803.8	10524.1	10233.6	9427.2	9100.9	9338.7	10073.6	10354.1	9621.7	7964.3
G42.0	9826.2	10511.6	10183.2	9334.7	9016.3	9255.5	10025.1	10335.3	9642.6	7987.0
G43.0	9853.3	10501.7	10137.8	9249.2	8917.8	9172.7	9982.3	10327.9	9662.8	8012.7
G44.0	9865.6	10490.2	10079.1	9163.1	8837.3	9091.9	9933.2	10314.5	9683.9	8045.3
G45.0	9884.2	10481.0	10027.0	9072.3	8743.4	9008.0	9880.0	10302.0	9707.7	8074.3
G46.0	9908.0	10476.4	9980.0	8979.2	8651.6	8920.5	9827.8	10292.0	9735.7	8120.0
G47.0	9932.4	10475.4	9926.9	8898.7	8547.1	8840.7	9777.2	10282.6	9771.2	8166.5
G48.0	9962.3	10471.1	9875.2	8821.5	8447.6	8750.5	9720.3	10274.8	9800.2	8235.3
G49.0	9995.2	10466.5	9823.1	8725.7	8319.5	8660.3	9670.2	10271.1	9831.4	8235.3
G50.0	10036.3	10467.1	9770.4	8643.6	8257.6	8570.1	9621.7	10279.5	9876.7	8304.4
G51.0	10103.0	10472.1	9723.7	8536.2	8129.1	8466.1	9581.3	10285.9	9926.5	8378.2
G52.0	10175.0	10483.6	9674.9	8432.4	7986.7	8375.6	9532.4	10303.1	9988.7	8455.9
G53.0	10231.3	10503.4	9627.8	8310.7	7839.9	8275.7	9485.6	10325.6	10059.4	8547.8
G54.0	10307.2	10534.3	9586.1	8216.5	7678.5	8130.5	9429.4	10358.5	10128.7	8662.0
G55.0	10403.5	10579.4	9537.3	8070.2	7488.8	7981.2	9384.3	10406.9	10209.2	8784.5
G56.0	10515.2	10625.8	9484.6	7889.6	7272.8	7816.6	9325.7	10469.3	10319.9	8921.5
G57.0	10665.4	10702.6	9420.3	7705.4	7006.6	7625.4	9259.7	10536.5	10444.3	9078.6
G58.0	10832.4	10792.5	9351.3	7495.5	6733.7	7380.0	9160.7	10647.0	10589.5	9262.0
G59.0	11013.4	10899.5	9266.1	7256.0	6433.9	7124.1	9048.2	10760.2	10788.1	9479.6
G60.0	11224.4	11038.4	9148.4	6983.6	6110.7	6839.1	8896.3	10905.0	11006.6	9686.7
G61.0	11451.7	11186.6	8994.9	6666.7	5779.9	6530.6	8711.1	11062.9	11259.9	9884.0
G62.0	11734.0	11360.5	8773.1	6356.4	5407.9	6209.0	8469.0	11226.8	11591.7	10098.0
G63.0	12031.7	11538.9	8519.8	6044.8	5071.8	5850.2	8185.5	11419.3	11940.5	10247.8
G64.0	12369.3	11744.1	8259.9	5734.1	4742.6	5527.6	7869.3	11603.7	12320.2	10350.2
G65.0	12728.8	11917.9	7916.4	5404.9	4419.5	5214.1	7530.2	11766.3	12705.4	10393.4
G66.0	13124.1	12084.2	7543.4	5108.5	4077.0	4907.9	7186.7	11899.0	13062.9	10389.1
G67.0	13450.7	12208.7	7195.3	4807.5	3757.6	4601.4	6854.3	11989.0	13358.9	10348.3
G68.0	13693.9	12274.6	6877.3	4487.6	3441.4	4299.6	6518.3	11996.4	13545.1	10275.2
G69.0	13768.8	12262.0	6611.7	4162.7	3135.9	3976.0	6279.9	11912.1	13545.8	10225.8
G70.0	13601.5	12135.9	6372.4	3823.4	2837.7	3680.3	6078.8	11711.9	13296.7	10178.0
G71.0	13073.6	11818.2	6195.6	3508.5	2520.6	3351.6	5898.0	11333.6	12698.8	10088.8
G72.0	12243.9	11297.2	6047.8	3167.2	2252.3	3049.5	5754.2	10827.8	11618.4	9885.3
G73.0	11101.4	10564.3	5896.3	2856.9	1999.7	2747.7	5606.4	10141.8	10339.7	9455.6

C Plane (°):0.0-360.0: 22.5
Test Lab:
Test Type: TYPE C
Temperature: 25.7 'C
Operator:

Gamma Plane (°):0.0-180.0:1.0
Test Device: GPM-3000
Distance: 14.140 m [K=1.0000]
Humidity:
Inspector:

Candlepower Table (Continue 2)

Unit: cd

G\C	C0.0	C22.5	C45.0	C67.5	C90.0	C112.5	C135.0	C157.5	C180.0	C202.5
G74.0	9675.1	9616.0	5737.1	2550.6	1777.8	2456.3	5449.5	9275.5	8921.3	8779.9
G75.0	8157.4	8702.2	5534.5	2259.9	1555.8	2197.1	5250.8	8367.5	7377.9	7818.1
G76.0	6706.1	7631.1	5301.5	2005.8	1380.4	1936.2	5018.4	7339.0	6077.4	6821.0
G77.0	5542.4	6651.8	4976.5	1764.4	1219.7	1716.6	4751.7	6423.6	4973.5	5840.1
G78.0	4463.9	5713.0	4629.8	1572.5	1059.6	1507.3	4439.2	5446.5	4012.6	4912.9
G79.0	3640.8	4812.4	4235.9	1387.9	935.1	1320.2	4076.9	4588.2	3233.7	4041.6
G80.0	2935.8	3971.8	3845.6	1212.9	797.4	1161.9	3686.3	3759.5	2538.5	3252.0
G81.0	2406.3	3289.5	3375.5	1038.7	679.9	997.3	3262.7	3055.8	2023.7	2630.6
G82.0	1967.1	2641.8	2947.1	888.0	582.4	844.7	2851.2	2403.4	1579.6	2076.1
G83.0	1583.5	2129.8	2474.3	750.0	470.9	721.0	2433.3	1791.4	1197.6	1568.7
G84.0	1249.4	1665.8	2084.4	609.6	385.4	584.5	1974.6	1256.0	893.2	1095.2
G85.0	973.3	1239.1	1732.0	486.2	300.8	460.4	1530.1	894.5	649.0	829.8
G86.0	734.0	840.6	1383.6	380.1	225.3	352.4	1095.1	578.8	408.0	567.3
G87.0	513.8	548.6	918.7	263.1	146.4	214.6	692.3	312.7	221.4	318.7
G88.0	314.6	336.5	535.1	139.4	75.5	97.2	216.5	116.2	59.9	85.3
G89.0	144.9	143.6	154.5	53.9	27.3	29.2	40.1	40.6	30.6	25.4
G90.0	0.0	0.0	0.0	0.0	0.0	0.0	0.0	0.0	0.0	0.0
G91.0	0.0	0.0	0.0	0.0	0.0	0.0	0.0	0.0	0.0	0.0
G92.0	0.0	0.0	0.0	0.0	0.0	0.0	0.0	0.0	0.0	0.0
G93.0	0.0	0.0	0.0	0.0	0.0	0.0	0.0	0.0	0.0	0.0
G94.0	0.0	0.0	0.0	0.0	0.0	0.0	0.0	0.0	0.0	0.0
G95.0	0.0	0.0	0.0	0.0	0.0	0.0	0.0	0.0	0.0	0.0
G96.0	0.0	0.0	0.0	0.0	0.0	0.0	0.0	0.0	0.0	0.0
G97.0	0.0	0.0	0.0	0.0	0.0	0.0	0.0	0.0	0.0	0.0
G98.0	0.0	0.0	0.0	0.0	0.0	0.0	0.0	0.0	0.0	0.0
G99.0	0.0	0.0	0.0	0.0	0.0	0.0	0.0	0.0	0.0	0.0
G100.0	0.0	0.0	0.0	0.0	0.0	0.0	0.0	0.0	0.0	0.0
G101.0	0.0	0.0	0.0	0.0	0.0	0.0	0.0	0.0	0.0	0.0
G102.0	0.0	0.0	0.0	0.0	0.0	0.0	0.0	0.0	0.0	0.0
G103.0	0.0	0.0	0.0	0.0	0.0	0.0	0.0	0.0	0.0	0.0
G104.0	0.0	0.0	0.0	0.0	0.0	0.0	0.0	0.0	0.0	0.0
G105.0	0.0	0.0	0.0	0.0	0.0	0.0	0.0	0.0	0.0	0.0
G106.0	0.0	0.0	0.0	0.0	0.0	0.0	0.0	0.0	0.0	0.0
G107.0	0.0	0.0	0.0	0.0	0.0	0.0	0.0	0.0	0.0	0.0
G108.0	0.0	0.0	0.0	0.0	0.0	0.0	0.0	0.0	0.0	0.0
G109.0	0.0	0.0	0.0	0.0	0.0	0.0	0.0	0.0	0.0	0.0
G110.0	0.0	0.0	0.0	0.0	0.0	0.0	0.0	0.0	0.0	0.0

C Plane (°):0.0-360.0: 22.5
Test Lab:
Test Type: TYPE C
Temperature: 25.7 'C
Operator:

Gamma Plane (°):0.0-180.0:1.0
Test Device: GPM-3000
Distance: 14.140 m [K=1.0000]
Humidity:
Inspector:

Candlepower Table (Continue 3)

Unit: cd

G\C	C0.0	C22.5	C45.0	C67.5	C90.0	C112.5	C135.0	C157.5	C180.0	C202.5
G111.0	0.0	0.0	0.0	0.0	0.0	0.0	0.0	0.0	0.0	0.0
G112.0	0.0	0.0	0.0	0.0	0.0	0.0	0.0	0.0	0.0	0.0
G113.0	0.0	0.0	0.0	0.0	0.0	0.0	0.0	0.0	0.0	0.0
G114.0	0.0	0.0	0.0	0.0	0.0	0.0	0.0	0.0	0.0	0.0
G115.0	0.0	0.0	0.0	0.0	0.0	0.0	0.0	0.0	0.0	0.0
G116.0	0.0	0.0	0.0	0.0	0.0	0.0	0.0	0.0	0.0	0.0
G117.0	0.0	0.0	0.0	0.0	0.0	0.0	0.0	0.0	0.0	0.0
G118.0	0.0	0.0	0.0	0.0	0.0	0.0	0.0	0.0	0.0	0.0
G119.0	0.0	0.0	0.0	0.0	0.0	0.0	0.0	0.0	0.0	0.0
G120.0	0.0	0.0	0.0	0.0	0.0	0.0	0.0	0.0	0.0	0.0
G121.0	0.0	0.0	0.0	0.0	0.0	0.0	0.0	0.0	0.0	0.0
G122.0	0.0	0.0	0.0	0.0	0.0	0.0	0.0	0.0	0.0	0.0
G123.0	0.0	0.0	0.0	0.0	0.0	0.0	0.0	0.0	0.0	0.0
G124.0	0.0	0.0	0.0	0.0	0.0	0.0	0.0	0.0	0.0	0.0
G125.0	0.0	0.0	0.0	0.0	0.0	0.0	0.0	0.0	0.0	0.0
G126.0	0.0	0.0	0.0	0.0	0.0	0.0	0.0	0.0	0.0	0.0
G127.0	0.0	0.0	0.0	0.0	0.0	0.0	0.0	0.0	0.0	0.0
G128.0	0.0	0.0	0.0	0.0	0.0	0.0	0.0	0.0	0.0	0.0
G129.0	0.0	0.0	0.0	0.0	0.0	0.0	0.0	0.0	0.0	0.0
G130.0	0.0	0.0	0.0	0.0	0.0	0.0	0.0	0.0	0.0	0.0
G131.0	0.0	0.0	0.0	0.0	0.0	0.0	0.0	0.0	0.0	0.0
G132.0	0.0	0.0	0.0	0.0	0.0	0.0	0.0	0.0	0.0	0.0
G133.0	0.0	0.0	0.0	0.0	0.0	0.0	0.0	0.0	0.0	0.0
G134.0	0.0	0.0	0.0	0.0	0.0	0.0	0.0	0.0	0.0	0.0
G135.0	0.0	0.0	0.0	0.0	0.0	0.0	0.0	0.0	0.0	0.0
G136.0	0.0	0.0	0.0	0.0	0.0	0.0	0.0	0.0	0.0	0.0
G137.0	0.0	0.0	0.0	0.0	0.0	0.0	0.0	0.0	0.0	0.0
G138.0	0.0	0.0	0.0	0.0	0.0	0.0	0.0	0.0	0.0	0.0
G139.0	0.0	0.0	0.0	0.0	0.0	0.0	0.0	0.0	0.0	0.0
G140.0	0.0	0.0	0.0	0.0	0.0	0.0	0.0	0.0	0.0	0.0
G141.0	0.0	0.0	0.0	0.0	0.0	0.0	0.0	0.0	0.0	0.0
G142.0	0.0	0.0	0.0	0.0	0.0	0.0	0.0	0.0	0.0	0.0
G143.0	0.0	0.0	0.0	0.0	0.0	0.0	0.0	0.0	0.0	0.0
G144.0	0.0	0.0	0.0	0.0	0.0	0.0	0.0	0.0	0.0	0.0
G145.0	0.0	0.0	0.0	0.0	0.0	0.0	0.0	0.0	0.0	0.0
G146.0	0.0	0.0	0.0	0.0	0.0	0.0	0.0	0.0	0.0	0.0
G147.0	0.0	0.0	0.0	0.0	0.0	0.0	0.0	0.0	0.0	0.0

C Plane (°):0.0-360.0: 22.5
Test Lab:
Test Type: TYPE C
Temperature: 25.7 'C
Operator:

Gamma Plane (°):0.0-180.0:1.0
Test Device: GPM-3000
Distance: 14.140 m [K=1.0000]
Humidity:
Inspector:

Candlepower Table (Continue 4)

Unit: cd

G\C	C0.0	C22.5	C45.0	C67.5	C90.0	C112.5	C135.0	C157.5	C180.0	C202.5
G148.0	0.0	0.0	0.0	0.0	0.0	0.0	0.0	0.0	0.0	0.0
G149.0	0.0	0.0	0.0	0.0	0.0	0.0	0.0	0.0	0.0	0.0
G150.0	0.0	0.0	0.0	0.0	0.0	0.0	0.0	0.0	0.0	0.0
G151.0	0.0	0.0	0.0	0.0	0.0	0.0	0.0	0.0	0.0	0.0
G152.0	0.0	0.0	0.0	0.0	0.0	0.0	0.0	0.0	0.0	0.0
G153.0	0.0	0.0	0.0	0.0	0.0	0.0	0.0	0.0	0.0	0.0
G154.0	0.0	0.0	0.0	0.0	0.0	0.0	0.0	0.0	0.0	0.0
G155.0	0.0	0.0	0.0	0.0	0.0	0.0	0.0	0.0	0.0	0.0
G156.0	0.0	0.0	0.0	0.0	0.0	0.0	0.0	0.0	0.0	0.0
G157.0	0.0	0.0	0.0	0.0	0.0	0.0	0.0	0.0	0.0	0.0
G158.0	0.0	0.0	0.0	0.0	0.0	0.0	0.0	0.0	0.0	0.0
G159.0	0.0	0.0	0.0	0.0	0.0	0.0	0.0	0.0	0.0	0.0
G160.0	0.0	0.0	0.0	0.0	0.0	0.0	0.0	0.0	0.0	0.0
G161.0	0.0	0.0	0.0	0.0	0.0	0.0	0.0	0.0	0.0	0.0
G162.0	0.0	0.0	0.0	0.0	0.0	0.0	0.0	0.0	0.0	0.0
G163.0	0.0	0.0	0.0	0.0	0.0	0.0	0.0	0.0	0.0	0.0
G164.0	0.0	0.0	0.0	0.0	0.0	0.0	0.0	0.0	0.0	0.0
G165.0	0.0	0.0	0.0	0.0	0.0	0.0	0.0	0.0	0.0	0.0
G166.0	0.0	0.0	0.0	0.0	0.0	0.0	0.0	0.0	0.0	0.0
G167.0	0.0	0.0	0.0	0.0	0.0	0.0	0.0	0.0	0.0	0.0
G168.0	0.0	0.0	0.0	0.0	0.0	0.0	0.0	0.0	0.0	0.0
G169.0	0.0	0.0	0.0	0.0	0.0	0.0	0.0	0.0	0.0	0.0
G170.0	0.0	0.0	0.0	0.0	0.0	0.0	0.0	0.0	0.0	0.0
G171.0	0.0	0.0	0.0	0.0	0.0	0.0	0.0	0.0	0.0	0.0
G172.0	0.0	0.0	0.0	0.0	0.0	0.0	0.0	0.0	0.0	0.0
G173.0	0.0	0.0	0.0	0.0	0.0	0.0	0.0	0.0	0.0	0.0
G174.0	0.0	0.0	0.0	0.0	0.0	0.0	0.0	0.0	0.0	0.0
G175.0	0.0	0.0	0.0	0.0	0.0	0.0	0.0	0.0	0.0	0.0
G176.0	0.0	0.0	0.0	0.0	0.0	0.0	0.0	0.0	0.0	0.0
G177.0	0.0	0.0	0.0	0.0	0.0	0.0	0.0	0.0	0.0	0.0
G178.0	0.0	0.0	0.0	0.0	0.0	0.0	0.0	0.0	0.0	0.0
G179.0	0.0	0.0	0.0	0.0	0.0	0.0	0.0	0.0	0.0	0.0
G180.0	0.0	0.0	0.0	0.0	0.0	0.0	0.0	0.0	0.0	0.0

C Plane (°):0.0-360.0: 22.5
Test Lab:
Test Type: TYPE C
Temperature: 25.7 'C
Operator:

Gamma Plane (°):0.0-180.0:1.0
Test Device: GPM-3000
Distance: 14.140 m [K=1.0000]
Humidity:
Inspector:

Candlepower Table (Continue 5)

Unit: cd

G\C	C225.0	C247.5	C270.0	C292.5	C315.0	C337.5	C360.0			
G0.0	9140.5	9140.5	9140.5	9140.5	9140.5	9140.5	9140.5			
G1.0	9025.4	8992.1	8992.7	8991.9	9040.1	9085.7	9151.9			
G2.0	8916.7	8848.1	8837.0	8849.4	8942.1	9032.3	9159.4			
G3.0	8804.9	8702.8	8677.2	8704.9	8835.7	8981.9	9164.2			
G4.0	8691.2	8547.1	8508.5	8552.3	8716.5	8931.9	9176.3			
G5.0	8574.5	8382.5	8318.1	8377.9	8608.1	8886.5	9185.7			
G6.0	8459.5	8239.5	8161.1	8258.9	8492.9	8837.5	9196.2			
G7.0	8313.9	8071.5	7984.3	8081.8	8412.1	8791.5	9206.2			
G8.0	8250.6	7907.9	7806.3	7921.5	8285.1	8744.1	9218.0			
G9.0	8113.7	7743.6	7622.9	7758.9	8162.2	8697.4	9232.3			
G10.0	7992.6	7580.3	7418.3	7593.9	8044.7	8648.0	9244.3			
G11.0	7871.0	7410.4	7231.6	7423.6	7927.5	8597.3	9255.7			
G12.0	7753.9	7227.4	7045.9	7255.2	7810.0	8541.2	9266.8			
G13.0	7624.0	7056.5	6862.8	7076.8	7696.9	8490.8	9277.9			
G14.0	7506.6	6887.2	6682.1	6908.2	7571.6	8432.4	9290.6			
G15.0	7388.2	6722.2	6494.4	6739.2	7456.8	8392.4	9304.9			
G16.0	7273.5	6552.3	6293.1	6570.8	7343.3	8392.4	9319.9			
G17.0	7162.4	6371.0	6111.7	6407.2	7231.8	8358.8	9337.1			
G18.0	7039.8	6208.1	5938.3	6245.9	7122.1	8307.4	9357.3			
G19.0	6935.7	6056.1	5774.3	6072.2	7015.3	8265.8	9376.2			
G20.0	6831.2	5905.7	5601.9	5921.3	6903.2	8230.5	9393.5			
G21.0	6729.1	5760.7	5451.5	5768.7	6799.1	8198.9	9411.1			
G22.0	6630.0	5623.0	5307.7	5631.2	6699.8	8169.4	9426.4			
G23.0	6532.8	5479.0	5175.9	5495.1	6601.8	8138.8	9440.4			
G24.0	6429.1	5356.6	5051.8	5366.3	6507.8	8110.6	9459.6			
G25.0	6340.9	5242.2	4938.3	5240.2	6423.7	8085.4	9477.5			
G26.0	6257.3	5137.1	4819.2	5129.6	6329.4	8064.5	9496.1			
G27.0	6176.8	5035.4	4721.3	5024.6	6244.2	8051.4	9509.7			
G28.0	6099.2	4929.3	4629.1	4924.3	6168.7	8042.0	9522.4			
G29.0	6020.9	4837.8	4543.6	4830.5	6093.0	8036.0	9537.7			
G30.0	5953.9	4752.0	4463.1	4734.5	6020.9	8026.3	9554.7			
G31.0	5893.9	4672.2	4389.2	4651.7	5949.5	8029.6	9569.6			
G32.0	5835.3	4599.0	4318.3	4572.6	5886.6	8035.7	9584.6			
G33.0	5775.2	4522.2	4253.1	4500.8	5829.6	8042.0	9602.8			
G34.0	5717.6	4453.0	4197.5	4434.4	5774.1	8053.1	9622.4			
G35.0	5670.8	4386.8	4147.6	4362.7	5720.9	8067.6	9643.2			
G36.0	5624.7	4330.6	4100.7	4305.7	5665.0	8087.4	9661.1			

C Plane (°):0.0-360.0: 22.5
Test Lab:
Test Type: TYPE C
Temperature: 25.7 'C
Operator:

Gamma Plane (°):0.0-180.0:1.0
Test Device: GPM-3000
Distance: 14.140 m [K=1.0000]
Humidity:
Inspector:

Candlepower Table (Continue 6)

Unit: cd

G\C	C225.0	C247.5	C270.0	C292.5	C315.0	C337.5	C360.0			
G37.0	5583.9	4272.4	4053.4	4250.0	5622.5	8103.9	9689.5			
G38.0	5538.9	4215.9	4014.8	4198.0	5582.8	8128.7	9720.7			
G39.0	5502.4	4170.3	3977.5	4157.1	5544.1	8152.6	9748.4			
G40.0	5468.9	4126.4	3942.6	4110.5	5509.7	8182.8	9781.0			
G41.0	5433.4	4083.5	3912.6	4071.9	5473.7	8215.7	9803.8			
G42.0	5400.9	4050.2	3881.7	4040.1	5442.1	8256.4	9826.2			
G43.0	5370.8	4010.3	3856.4	4009.9	5410.1	8303.0	9853.3			
G44.0	5339.3	3978.1	3833.4	3979.7	5389.9	8354.4	9865.6			
G45.0	5315.7	3949.5	3812.5	3956.9	5362.9	8392.4	9884.2			
G46.0	5291.2	3922.5	3791.2	3933.1	5336.7	8392.4	9908.0			
G47.0	5266.7	3897.6	3767.2	3913.7	5319.8	8466.0	9932.4			
G48.0	5242.1	3874.3	3746.6	3892.2	5295.6	8535.2	9962.3			
G49.0	5218.6	3847.4	3727.9	3872.7	5278.7	8603.0	9995.2			
G50.0	5199.3	3827.4	3707.0	3852.3	5255.5	8667.2	10036.3			
G51.0	5180.1	3802.8	3687.0	3835.5	5238.0	8745.8	10103.0			
G52.0	5157.9	3777.8	3661.7	3814.1	5220.1	8836.5	10175.0			
G53.0	5131.7	3750.2	3639.4	3790.3	5199.3	8947.0	10231.3			
G54.0	5109.8	3720.0	3611.8	3765.1	5180.7	9059.5	10307.2			
G55.0	5084.6	3690.4	3580.2	3734.6	5159.2	9193.5	10403.5			
G56.0	5061.8	3652.8	3538.9	3703.1	5135.3	9345.7	10515.2			
G57.0	5031.3	3613.6	3497.6	3660.8	5108.3	9536.8	10665.4			
G58.0	5003.4	3563.0	3442.7	3614.9	5078.4	9740.7	10832.4			
G59.0	4962.3	3510.4	3389.5	3566.3	5038.0	9963.8	11013.4			
G60.0	4920.2	3446.3	3327.3	3501.5	4994.9	10214.7	11224.4			
G61.0	4873.1	3383.4	3229.4	3434.5	4943.3	10473.0	11451.7			
G62.0	4813.1	3299.9	3113.6	3355.7	4886.8	10726.6	11734.0			
G63.0	4746.5	3163.9	3010.8	3251.0	4807.0	10920.5	12031.7			
G64.0	4671.2	3054.8	2907.6	3113.6	4726.5	11047.1	12369.3			
G65.0	4586.6	2928.1	2751.2	2988.1	4636.6	11088.1	12728.8			
G66.0	4489.5	2805.0	2618.4	2878.8	4540.6	11030.3	13124.1			
G67.0	4373.8	2632.1	2459.0	2690.0	4437.6	10914.8	13450.7			
G68.0	4259.1	2485.4	2248.7	2549.5	4313.3	10781.4	13693.9			
G69.0	4059.1	2347.1	2054.0	2403.3	4154.7	10644.0	13768.8			
G70.0	3844.6	2167.5	1850.3	2217.9	3945.9	10521.7	13601.5			
G71.0	3631.5	1970.9	1637.7	2021.7	3713.2	10344.0	13073.6			
G72.0	3376.2	1759.4	1411.4	1813.8	3445.2	10056.2	12243.9			
G73.0	3113.2	1554.5	1218.7	1605.6	3158.3	9574.5	11101.4			

C Plane (°):0.0-360.0: 22.5
Test Lab:
Test Type: TYPE C
Temperature: 25.7 'C
Operator:

Gamma Plane (°):0.0-180.0:1.0
Test Device: GPM-3000
Distance: 14.140 m [K=1.0000]
Humidity:
Inspector:

Candlepower Table (Continue 7)

Unit: cd

G\C	C225.0	C247.5	C270.0	C292.5	C315.0	C337.5	C360.0			
G74.0	2864.6	1329.3	1067.3	1414.4	2884.2	8794.5	9675.1			
G75.0	2575.1	1171.7	932.2	1228.3	2559.6	7905.7	8157.4			
G76.0	2294.6	1012.4	803.4	1075.1	2275.7	6900.6	6706.1			
G77.0	2025.4	868.1	664.9	930.2	1997.2	5900.3	5542.4			
G78.0	1754.9	735.7	556.1	796.4	1718.7	4954.7	4463.9			
G79.0	1466.4	598.7	468.6	666.6	1462.8	4034.6	3640.8			
G80.0	1210.2	511.2	393.7	561.3	1220.7	3266.4	2935.8			
G81.0	961.2	419.7	283.5	484.6	953.3	2691.7	2406.3			
G82.0	779.1	311.3	160.4	366.2	750.6	2186.4	1967.1			
G83.0	633.6	189.6	52.2	253.5	607.5	1768.6	1583.5			
G84.0	474.8	108.8	15.6	140.2	483.9	1370.5	1249.4			
G85.0	324.6	91.1	20.3	110.3	373.1	1057.5	973.3			
G86.0	234.7	73.8	18.0	80.8	288.2	756.1	734.0			
G87.0	120.0	55.5	14.6	49.3	187.2	504.2	513.8			
G88.0	42.1	27.3	16.6	31.9	104.7	300.3	314.6			
G89.0	14.6	12.3	13.0	10.7	43.8	105.1	144.9			
G90.0	0.0	0.0	0.0	0.0	0.0	0.0	0.0			
G91.0	0.0	0.0	0.0	0.0	0.0	0.0	0.0			
G92.0	0.0	0.0	0.0	0.0	0.0	0.0	0.0			
G93.0	0.0	0.0	0.0	0.0	0.0	0.0	0.0			
G94.0	0.0	0.0	0.0	0.0	0.0	0.0	0.0			
G95.0	0.0	0.0	0.0	0.0	0.0	0.0	0.0			
G96.0	0.0	0.0	0.0	0.0	0.0	0.0	0.0			
G97.0	0.0	0.0	0.0	0.0	0.0	0.0	0.0			
G98.0	0.0	0.0	0.0	0.0	0.0	0.0	0.0			
G99.0	0.0	0.0	0.0	0.0	0.0	0.0	0.0			
G100.0	0.0	0.0	0.0	0.0	0.0	0.0	0.0			
G101.0	0.0	0.0	0.0	0.0	0.0	0.0	0.0			
G102.0	0.0	0.0	0.0	0.0	0.0	0.0	0.0			
G103.0	0.0	0.0	0.0	0.0	0.0	0.0	0.0			
G104.0	0.0	0.0	0.0	0.0	0.0	0.0	0.0			
G105.0	0.0	0.0	0.0	0.0	0.0	0.0	0.0			
G106.0	0.0	0.0	0.0	0.0	0.0	0.0	0.0			
G107.0	0.0	0.0	0.0	0.0	0.0	0.0	0.0			
G108.0	0.0	0.0	0.0	0.0	0.0	0.0	0.0			
G109.0	0.0	0.0	0.0	0.0	0.0	0.0	0.0			
G110.0	0.0	0.0	0.0	0.0	0.0	0.0	0.0			

C Plane (°):0.0-360.0: 22.5
Test Lab:
Test Type: TYPE C
Temperature: 25.7 'C
Operator:

Gamma Plane (°):0.0-180.0:1.0
Test Device: GPM-3000
Distance: 14.140 m [K=1.0000]
Humidity:
Inspector:

Candlepower Table (Continue 8)

Unit: cd

G\C	C225.0	C247.5	C270.0	C292.5	C315.0	C337.5	C360.0			
G111.0	0.0	0.0	0.0	0.0	0.0	0.0	0.0			
G112.0	0.0	0.0	0.0	0.0	0.0	0.0	0.0			
G113.0	0.0	0.0	0.0	0.0	0.0	0.0	0.0			
G114.0	0.0	0.0	0.0	0.0	0.0	0.0	0.0			
G115.0	0.0	0.0	0.0	0.0	0.0	0.0	0.0			
G116.0	0.0	0.0	0.0	0.0	0.0	0.0	0.0			
G117.0	0.0	0.0	0.0	0.0	0.0	0.0	0.0			
G118.0	0.0	0.0	0.0	0.0	0.0	0.0	0.0			
G119.0	0.0	0.0	0.0	0.0	0.0	0.0	0.0			
G120.0	0.0	0.0	0.0	0.0	0.0	0.0	0.0			
G121.0	0.0	0.0	0.0	0.0	0.0	0.0	0.0			
G122.0	0.0	0.0	0.0	0.0	0.0	0.0	0.0			
G123.0	0.0	0.0	0.0	0.0	0.0	0.0	0.0			
G124.0	0.0	0.0	0.0	0.0	0.0	0.0	0.0			
G125.0	0.0	0.0	0.0	0.0	0.0	0.0	0.0			
G126.0	0.0	0.0	0.0	0.0	0.0	0.0	0.0			
G127.0	0.0	0.0	0.0	0.0	0.0	0.0	0.0			
G128.0	0.0	0.0	0.0	0.0	0.0	0.0	0.0			
G129.0	0.0	0.0	0.0	0.0	0.0	0.0	0.0			
G130.0	0.0	0.0	0.0	0.0	0.0	0.0	0.0			
G131.0	0.0	0.0	0.0	0.0	0.0	0.0	0.0			
G132.0	0.0	0.0	0.0	0.0	0.0	0.0	0.0			
G133.0	0.0	0.0	0.0	0.0	0.0	0.0	0.0			
G134.0	0.0	0.0	0.0	0.0	0.0	0.0	0.0			
G135.0	0.0	0.0	0.0	0.0	0.0	0.0	0.0			
G136.0	0.0	0.0	0.0	0.0	0.0	0.0	0.0			
G137.0	0.0	0.0	0.0	0.0	0.0	0.0	0.0			
G138.0	0.0	0.0	0.0	0.0	0.0	0.0	0.0			
G139.0	0.0	0.0	0.0	0.0	0.0	0.0	0.0			
G140.0	0.0	0.0	0.0	0.0	0.0	0.0	0.0			
G141.0	0.0	0.0	0.0	0.0	0.0	0.0	0.0			
G142.0	0.0	0.0	0.0	0.0	0.0	0.0	0.0			
G143.0	0.0	0.0	0.0	0.0	0.0	0.0	0.0			
G144.0	0.0	0.0	0.0	0.0	0.0	0.0	0.0			
G145.0	0.0	0.0	0.0	0.0	0.0	0.0	0.0			
G146.0	0.0	0.0	0.0	0.0	0.0	0.0	0.0			
G147.0	0.0	0.0	0.0	0.0	0.0	0.0	0.0			

C Plane (°):0.0-360.0: 22.5
Test Lab:
Test Type: TYPE C
Temperature: 25.7 'C
Operator:

Gamma Plane (°):0.0-180.0:1.0
Test Device: GPM-3000
Distance: 14.140 m [K=1.0000]
Humidity:
Inspector:

Candlepower Table (Continue 9)

Unit: cd

G\C	C225.0	C247.5	C270.0	C292.5	C315.0	C337.5	C360.0			
G148.0	0.0	0.0	0.0	0.0	0.0	0.0	0.0			
G149.0	0.0	0.0	0.0	0.0	0.0	0.0	0.0			
G150.0	0.0	0.0	0.0	0.0	0.0	0.0	0.0			
G151.0	0.0	0.0	0.0	0.0	0.0	0.0	0.0			
G152.0	0.0	0.0	0.0	0.0	0.0	0.0	0.0			
G153.0	0.0	0.0	0.0	0.0	0.0	0.0	0.0			
G154.0	0.0	0.0	0.0	0.0	0.0	0.0	0.0			
G155.0	0.0	0.0	0.0	0.0	0.0	0.0	0.0			
G156.0	0.0	0.0	0.0	0.0	0.0	0.0	0.0			
G157.0	0.0	0.0	0.0	0.0	0.0	0.0	0.0			
G158.0	0.0	0.0	0.0	0.0	0.0	0.0	0.0			
G159.0	0.0	0.0	0.0	0.0	0.0	0.0	0.0			
G160.0	0.0	0.0	0.0	0.0	0.0	0.0	0.0			
G161.0	0.0	0.0	0.0	0.0	0.0	0.0	0.0			
G162.0	0.0	0.0	0.0	0.0	0.0	0.0	0.0			
G163.0	0.0	0.0	0.0	0.0	0.0	0.0	0.0			
G164.0	0.0	0.0	0.0	0.0	0.0	0.0	0.0			
G165.0	0.0	0.0	0.0	0.0	0.0	0.0	0.0			
G166.0	0.0	0.0	0.0	0.0	0.0	0.0	0.0			
G167.0	0.0	0.0	0.0	0.0	0.0	0.0	0.0			
G168.0	0.0	0.0	0.0	0.0	0.0	0.0	0.0			
G169.0	0.0	0.0	0.0	0.0	0.0	0.0	0.0			
G170.0	0.0	0.0	0.0	0.0	0.0	0.0	0.0			
G171.0	0.0	0.0	0.0	0.0	0.0	0.0	0.0			
G172.0	0.0	0.0	0.0	0.0	0.0	0.0	0.0			
G173.0	0.0	0.0	0.0	0.0	0.0	0.0	0.0			
G174.0	0.0	0.0	0.0	0.0	0.0	0.0	0.0			
G175.0	0.0	0.0	0.0	0.0	0.0	0.0	0.0			
G176.0	0.0	0.0	0.0	0.0	0.0	0.0	0.0			
G177.0	0.0	0.0	0.0	0.0	0.0	0.0	0.0			
G178.0	0.0	0.0	0.0	0.0	0.0	0.0	0.0			
G179.0	0.0	0.0	0.0	0.0	0.0	0.0	0.0			
G180.0	0.0	0.0	0.0	0.0	0.0	0.0	0.0			

C Plane (°):0.0-360.0: 22.5
Test Lab:
Test Type: TYPE C
Temperature: 25.7 'C
Operator:

Gamma Plane (°):0.0-180.0:1.0
Test Device: GPM-3000
Distance: 14.140 m [K=1.0000]
Humidity:
Inspector: